


# cute little flower




cut out the flower parts and ask your little one to decorate them with crayons, glitter etc. then when they have done this assemble the parts on a green bendy drinking straw! a perfect little gift, why not make enough to give a bunch! happy crafting xxx



don't forget to get your little one to sign/decorate the gift tag! a hole punch is ideal to make the circle cutout for your string to tie it to the flower.



choose your flower centre, use the face provided or let your little one decorate the plain one!



use this piece to stick the flower petals to the straw.

